

BULBASAUR HEADBAND!

In partnership with

WORLD
BOOK
DAY

Instructions:

- 1 Colour your headband.
- 2 With help from a grown-up, carefully cut out the headband and punch a small hole on both sides of the headband.
- 3 Tie a string or piece of yarn through the holes, allowing you to wear the headband.





CHARMANDER HEADBAND!

In partnership with

WORLD
BOOK
DAY

Instructions:

- 1 Colour your headband.
- 2 With help from a grown-up, carefully cut out the headband and punch a small hole on both sides of the headband.
- 3 Tie a string or piece of yarn through the holes, allowing you to wear the headband.





SQUIRTLE HEADBAND!

In partnership with

WORLD
BOOK
DAY

Instructions:

- 1 Colour your headband.
- 2 With help from a grown-up, carefully cut out the headband and punch a small hole on both sides of the headband.
- 3 Tie a string or piece of yarn through the holes, allowing you to wear the headband.




PIKACHU HEADBAND!

In partnership with

WORLD
BOOK
DAY

Instructions:

- 1 Colour your headband.
- 2 With help from a grown-up, carefully cut out the headband and punch a small hole on both sides of the headband.
- 3 Tie a string or piece of yarn through the holes, allowing you to wear the headband.



EEVEE HEADBAND!

In partnership with

WORLD
BOOK
DAY

Instructions:

- 1 Colour your headband.
- 2 With help from a grown-up, carefully cut out the headband punch a small hole on both sides of the headband.
- 3 Tie a string or piece of yarn through the holes, allowing you to wear the headband.

