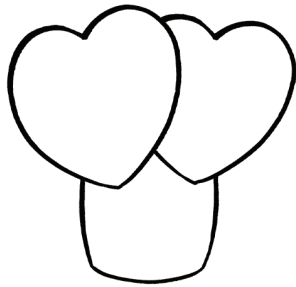
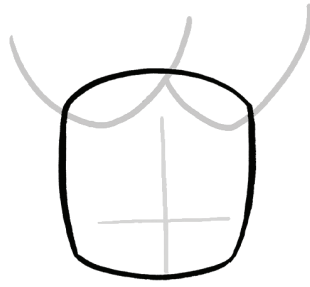




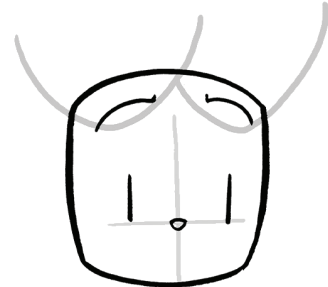
HOW TO DRAW **BUNNY**



1. LET'S DRAW BUNNY'S HEAD! TRY DRAWING TWO HEART SHAPES FOR BUNNY'S EARS.



2. DRAW A CROSS - THIS WILL HELP YOU TO WORK OUT WHERE BUNNY'S FACE FITS ON HIS HEAD!



3. ADD EYES, CURVED LINES FOR HIS EYEBROWS AND A TRIANGLE FOR HIS NOSE.



4. ADD A SMILING MOUTH, AND A LITTLE TUFT OF CHEEK HAIR!



5. DRAW A CURVED TRIANGLE FOR THE BODY, AND A CIRCULAR PATCH OF TUMMY HAIR.



6. ADD A SAUSAGE SHAPE FOR HIS ARM.



7. ADD ANOTHER SAUSAGE SHAPE FOR THE OTHER ARM. (TRY ADDING FINGERS TO THE END OF IT!)



8. AND A BOBBLE TAIL!



9. ADD TWO CIRCLES FOR HIS FEET, AND THAT'S BUNNY!

